


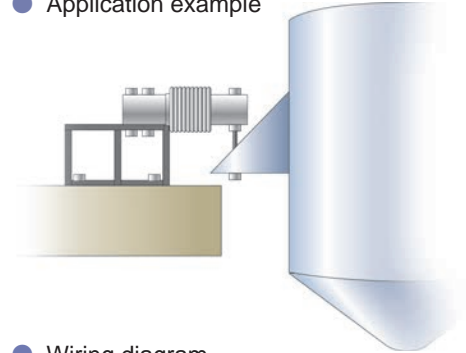
Z6FC3/Z6FD1

BEAM TYPE LOAD CELL

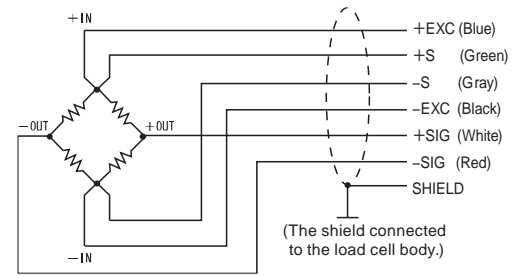


IP68

● Application example



● Wiring diagram

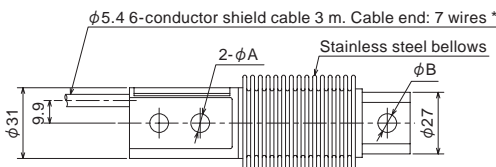
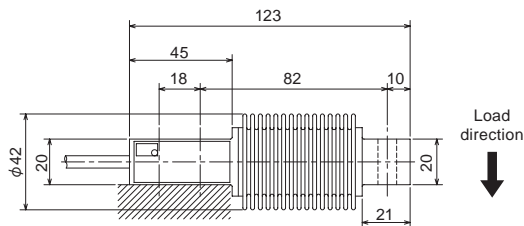


Specifications

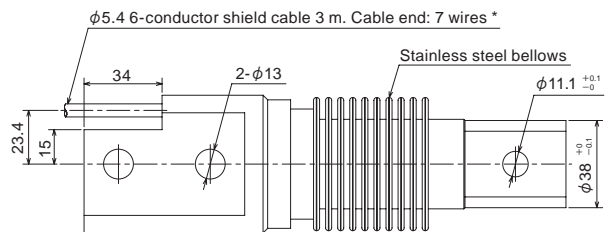
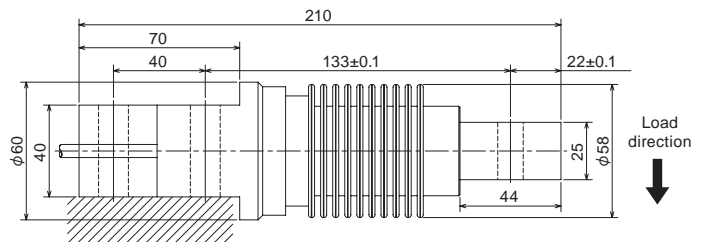
Model	Z6FD1-5KG	Z6FC3-10KG	Z6FC3-20KG, Z6FC3-50KG Z6FC3-100KG, Z6FC3-200KG Z6FC3-500KG, Z6FC3-1T
Rated capacity	5 kg	10 kg	20 kg, 50 kg, 100 kg, 200 kg, 500 kg, 1 t
Rated output	2.0 mV/V $\begin{smallmatrix} +0.02 \\ -0.002 \end{smallmatrix}$	2 mV/V \pm 0.1%	2 mV/V \pm 0.05%
Safe overload	150% R.C.		
Non-linearity	0.05% R.O.	0.0180% R.O. typ.	
Hysteresis	0.05% R.O.	0.0170% R.O. typ.	
Creep	0.049% R.O./30min	0.0166% R.O./30min	
Compensated temperature range	-10 to +40°C		
Safe temperature range	-30 to +70°C		
Temperature effect on zero	0.05% R.O./10°C	0.0125% R.O./10°C	
Temperature effect on span	0.05% R.O./10°C	0.0080% R.O./10°C typ.	
Input resistance	350 to 480		
Output resistance	356 \pm 0.2	356 \pm 0.12	
Maximum excitation voltage	12 V		
Insulation resistance	5000 M Ω or more		
Degrees of protection	IP68		
Cable	ϕ 5.4 6-conductor shield cable 3 m Cable end: 7 wires		
Load cell material	Stainless steel		

External dimension

■ Z6FD1-5KG/Z6FC3-10KG to 500KG



■ Z6FC3-1T



Model	Deflection at rated	Weight	A	B
Z6FD1-5KG	0.24 mm	0.5 kg	8.2	8.2
Z6FC3-10KG	0.30 mm	0.5 kg	8.2	8.2
Z6FC3-20KG	0.29 mm	0.5 kg	8.2	8.2
Z6FC3-50KG	0.27 mm	0.5 kg	8.2	8.2
Z6FC3-100KG	0.31 mm	0.5 kg	8.2	8.2
Z6FC3-200KG	0.39 mm	0.5 kg	8.2	8.2
Z6FC3-500KG	0.60 mm	0.5 kg	10.5	11.1
Z6FC3-1T	0.55 mm	2.3 kg	—	—

* Connector can be attached to the cable according to your requests.

Unit: mm