

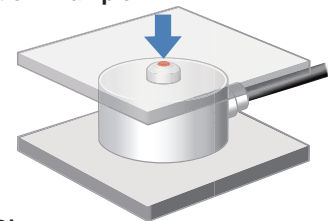


REAL SIZE

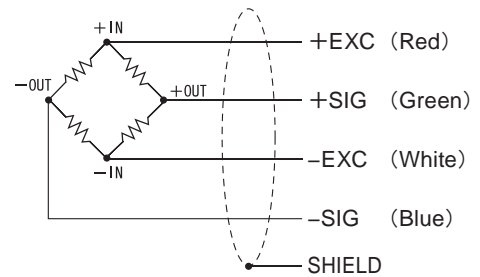
Specifications

Model	UNCDW-200N, UNCDW-500N	
Rated capacity	200, 500	N
Rated output	0.5 or more	mV/V
Safe overload	120	%R.C.
Zero balance	±20	%R.O.
Non-linearity	1.0	%R.O.
Hysteresis	1.0	%R.O.
Repeatability	1.0	%R.O.
Compensated temperature range	+5 to +50	°C
Safe temperature range	-10 to +80	°C
Temperature effect on zero	0.5	%R.O./10°C
Temperature effect on span	0.5	%R.O./10°C
Input resistance	Approx. 350	
Output resistance	Approx. 350	
Recommended excitation voltage	2.5	V
Maximum excitation voltage	5	V
Insulation resistance (DC50V)	1000 or more	M
Cable	φ1.6 4 conductor shield cable 0.5m End treatment 5 leads	
Load cell material	Stainless steel	

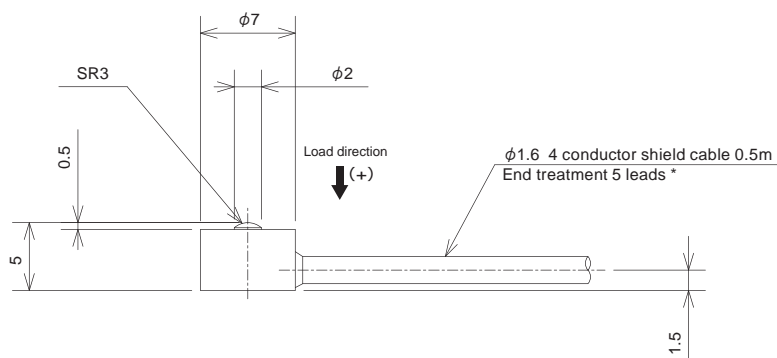
Application Example



Wiring Diagram



External dimension



* Connector can be attached to the cable according to your requests.

Unit: mm



Model	Deflection at rated	Natural frequency	Weight
UNCDW-200N	0.006mm	99kHz	1.5g
UNCDW-500N	0.005mm	96kHz	1.5g