

UNCSR

COMPACT COMPRESSION TYPE LOAD CELL



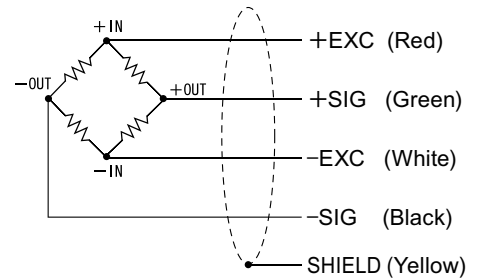
REAL SIZE



Specifications

Model	UNCSR-5N, UNCSR-5N-FG UNCSR-10N, UNCSR-10N-FG	UNCSR-20N, UNCSR-20N-FG UNCSR-50N, UNCSR-50N-FG
Rated capacity	5 N, 10 N	20 N, 50 N
Rated output	Approx. 1 mV/V	
Safe overload	150% R.C.	
Zero balance	±10% R.O.	
Non-linearity	0.3% or less R.O.	
Hysteresis	0.3% or less R.O.	
Repeatability	0.1% or less R.O.	
Compensated temperature range	0 to +50°C	
Safe temperature range	-10 to +60°C	
Temperature effect on zero	2.0% R.O./10°C or below	
Temperature effect on span	1.0% R.O./10°C or below	
Input resistance	Approx. 350 Ω	
Output resistance	Approx. 350 Ω	
Recommended excitation voltage	2.5 V	
Maximum excitation voltage	5 V	
Insulation resistance (DC 50 V)	1000 MΩ or more	
Cable	φ3 4-conductor shield cable 3 m Cable end: 5 wires	
Load cell material	Aluminum	Stainless steel
RoHS directives	2011/65/EU (EU)2015/863	

Wiring diagram



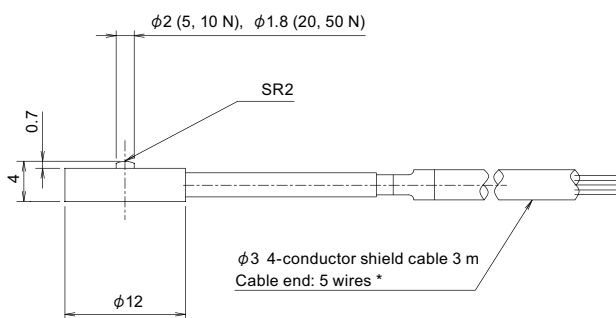
UNCSR-FG

With fastening plate



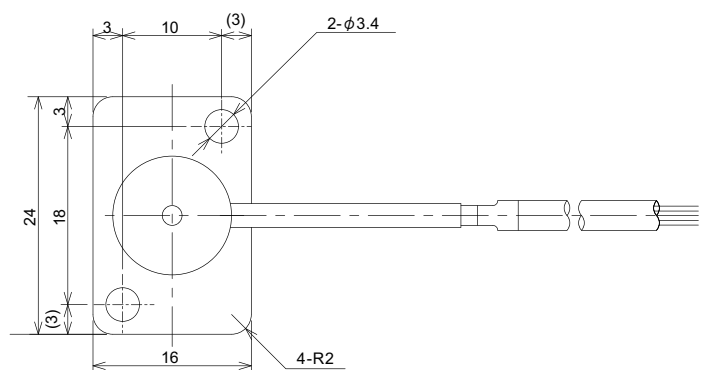
External dimension

UNCSR



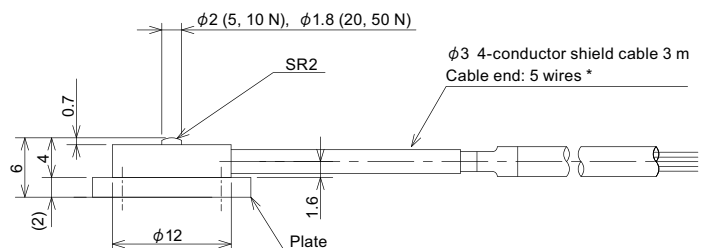
* Do prevent force from being applied to the bottom face upon installation.

UNCSR-FG



* Connector can be attached to the cable according to your requests. Refer to 84 pages for details.

Model	Deflection at rated	Natural frequency	Weight
UNCSR-5N	0.02 mm	2.3 kHz	3 g
UNCSR-5N-FG			5 g
UNCSR-10N	0.02 mm	2.3 kHz	3 g
UNCSR-10N-FG			5 g
UNCSR-20N	0.01 mm	27 kHz	3 g
UNCSR-20N-FG			9 g
UNCSR-50N	0.01 mm	42 kHz	3 g
UNCSR-50N-FG			9 g



Unit: mm