

PW10A

SINGLE POINT TYPE LOAD CELL

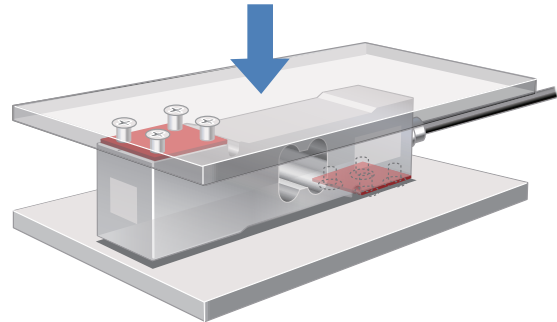


CE IP67

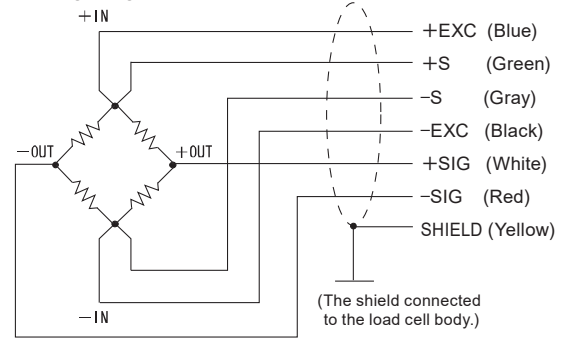
Specifications

Model	PW10A-50KG, PW10A-100KG, PW10A-150KG PW10A-200KG, PW10A-250KG, PW10A-300KG
Rated capacity	50 kg, 100 kg, 150 kg, 200 kg, 250 kg, 300 kg
Rated output	2.0±0.2 mV/V
Safe overload	150% R.C.
Maximum safe side overload	300% R.C.
Zero balance	0±0.1 mV/V
Non-linearity	0.0166% R.O. typ.
Hysteresis	0.0166% R.O. typ.
Compensated temperature range	-10 to +40°C
Safe temperature range	-10 to +50°C
Temperature effect on zero	0.0140% R.O./10°C (50/100/200 kg) 0.0093% R.O./10°C (150/300 kg), 0.0112% R.O./10°C (250 kg)
Temperature effect on span	0.0175% R.O./10°C (+20 to +40°C), 0.0117% R.O./10°C (-10 to +20°C)
Input resistance	300 to 500 Ω
Output resistance	300 to 500 Ω
Recommended excitation voltage	1 to 12 V
Insulation resistance	2000 MΩ or more
Degrees of protection	IP67
Cable	6-conductor shield cable 3 m, Cable end: 7 wires
Load cell material	Aluminum

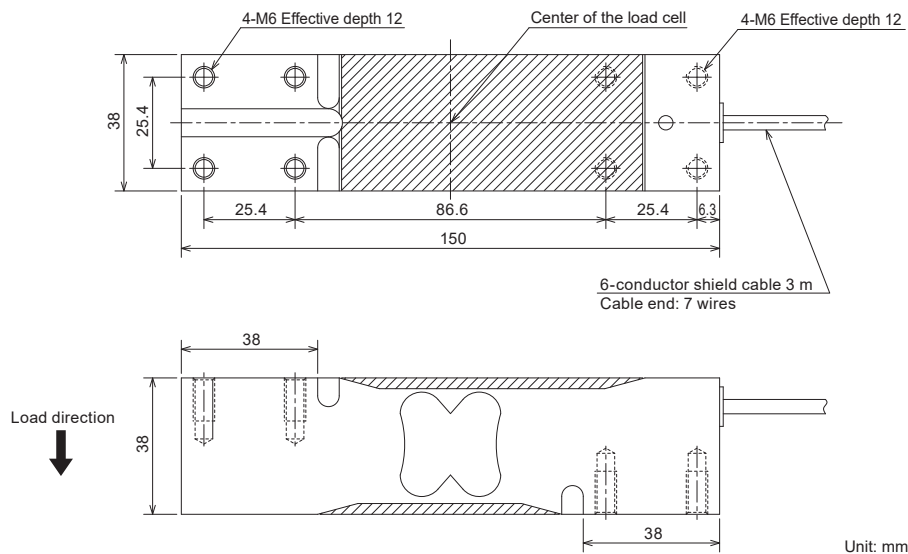
Application example



Wiring diagram



External dimension



Model	Deflection at rated	Natural frequency	Maximum off center distance	Maximum platform size	Weight
PW10A-50KG	0.5 mm or less	734 Hz	150 mm	600×500 mm	0.6 kg
PW10A-100KG		877 Hz			
PW10A-150KG		961 Hz			
PW10A-200KG		1024 Hz			
PW10A-250KG		1070 Hz			
PW10A-300KG		1105 Hz			